

linea
LUCE



Spritz



Africa Outdoor



Tulipano Outdoor



Valentino
Outdoor



Pasubio Alto
Outdoor



Bassano
Outdoor



Schio Cassa Alta
Outdoor



Schio Cubo Alto
Outdoor



Schio Cono
Outdoor



Standard One
Outdoor



A-Malo



Superficie opaca
Matt finished
Surface opaque
Matt-Oberfläche



Superficie opaca
Matt finished
Surface opaque
Matt-Oberfläche



Standard one outdoor

Spritz

caratteristiche lampada: attacco E27, tensione max 220, potenza max 11 W, tipo risp. energ. standard

lamp characteristics: electrical coupling E27, max voltage 220, max electrical power 11 W, standard energy saving type lamp

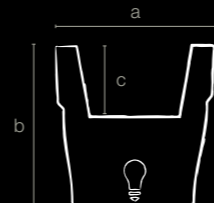
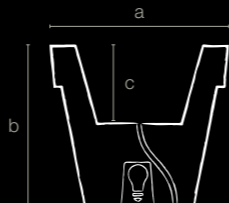
caractéristiques de l'ampoule: culot E27, tension max 220, puissance max 11W, type économie d'énergie standard

charakteristik der Lampe E27 Fassung, max. 220 Volt max. 11 W. Energiesparlampe Typ Standard



Fix Wall
pagina 233

codice senza colore code without colour	Cm	dimensioni dimensions			litri liters	Confezione minima Minimum package	m ³	accessori accessories
13 437 070	033 70	a70	b63	c17	43	1 70x70x63h	0,30	
13 437 080	033 80	a80	b72	c19	67	1 80x80x72h	0,40	
13 437 100	033 100	a100	b90	c24	123	1 100x100x90h	0,90	
13 437 120	033 120	a120	b108	c30	191	1 120x120x108h	1,50	



caratteristiche lampada: attacco E27, tensione max 220, potenza max 11 W, tipo risp. energ. standard

lamp characteristics: electrical coupling E27, max voltage 220, max electrical power 11 W, standard energy saving type lamp

caractéristiques de l'ampoule: culot E27, tension max 220, puissance max 11W, type économie d'énergie standard


charakteristik der Lampe E27 Fassung, max. 220 Volt max. 11 W. Energiesparlampe Typ Standard



Fix Wall
pagina 233

codice senza colore code without colour	Cm	dimensioni dimensions			litri liters	Confezione minima Minimum package	m ³	accessori accessories
05 446 038	033 38	a38	b35	c16,5	43	1 40x40x63h	0,06	





Africa outdoor

Superficie opaca
Matt finished
Surface opaque
Matt-Oberfläche



Superficie opaca
Matt finished
Surface opaque
Matt-Oberfläche



Tulipano outdoor





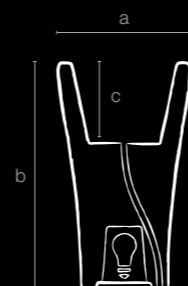
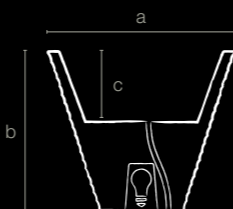
caratteristiche lampada: attacco E27, tensione max 220, potenza max 11 W, tipo risp. energ. standard

lamp characteristics: electrical coupling E27, max voltage 220, max electrical power 11 W, standard energy saving type lamp

caractéristiques de l'ampoule: culot E27, tension max 220, puissance max 11W, type économie d'énergie standard

charakteristik der Lampe E27 Fassung, max. 220 Volt max. 11 W. Energiesparlampe Typ Standard

codice senza colore code without colour	Cm	dimensioni dimensions	litri liters	Confezione minima Minimum package	m ³
13 418 080 	80	a 80 b 69 c 36	82	1 80x80x70h	0,45
13 418 105 	105	a 105 b 90 c 42	161	1 105x105x90h	1,00



caratteristiche lampada: attacco E27, tensione max 220, potenza max 11 W, tipo risp. energ. standard

lamp characteristics: electrical coupling E27, max voltage 220, max electrical power 11 W, standard energy saving type lamp

caractéristiques de l'ampoule: culot E27, tension max 220, puissance max 11W, type économie d'énergie standard

charakteristik der Lampe E27 Fassung, max. 220 Volt max. 11 W. Energiesparlampe Typ Standard

codice senza colore code without colour	Cm	dimensioni dimensions	litri liters	Confezione minima Minimum package	m ³	accessori accessories
13 419 110 	110	a 65 b 110 c 39	65	1 65x65x110h	0,50	 

Fix Wall
pagina 233





Valentino outdoor

Superficie opaca
Matt finished
Surface opaque
Matt-Oberfläche

Superficie opaca
Matt finished
Surface opaque
Matt-Oberfläche

Pasubio alto outdoor



caratteristiche lampada: attacco E27, tensione max 220, potenza max 11 W, tipo risp. energ. standard

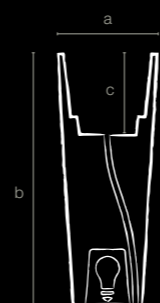
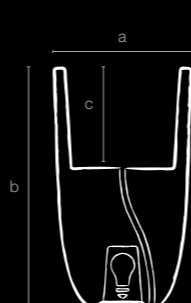
lamp characteristics: electrical coupling E27, max voltage 220, max electrical power 11 W, standard energy saving type lamp

caractéristiques de l'ampoule: culot E27, tension max 220, puissance max 11W, type économie d'énergie standard

charakteristik der Lampe E27 Fassung, max. 220 Volt max. 11 W. Energiesparlampe Typ Standard

Fix Ground
Fix Wall
pagina 232

codice senza colore code without colour	Cm	dimensioni dimensions			litri liters	Confezione minima Minimum package	m ²	accessori accessories
13 432 050	033 50	a34	b50	c22	10	1 34x34x50h	0,06	
13 432 070	033 70	a42	b70	c28	17	1 42x42x70h	0,10	
13 432 090	033 90	a52	b90	c30	29	1 52x52x90h	0,20	



caratteristiche lampada: attacco E27, tensione max 220, potenza max 11 W, tipo risp. energ. standard

lamp characteristics: electrical coupling E27, max voltage 220, max electrical power 11 W, standard energy saving type lamp

caractéristiques de l'ampoule: culot E27, tension max 220, puissance max 11W, type économie d'énergie standard

charakteristik der Lampe E27 Fassung, max. 220 Volt max. 11 W. Energiesparlampe Typ Standard

Fix Ground
Fix Wall
pagina 232

codice senza colore code without colour	Cm	dimensioni dimensions			litri liters	Confezione minima Minimum package	m ²	accessori accessories
13 462 070	033 70	a40	b68	c25	31	1 40x40x70h	0,10	
13 462 100	033 100	a40	b100	c39	32	1 40x40x100h	0,10	





Superficie opaca
Matt finished
Surface opaque
Matt-Oberfläche



Superficie opaca
Matt finished
Surface opaque
Matt-Oberfläche



Bassano outdoor

Schio cassa alta outdoor



caratteristiche lampada: attacco E27, tensione max 220, potenza max 11 W, tipo risp. energ. standard

lamp characteristics: electrical coupling E27, max voltage 220, max electrical power 11 W, standard energy saving type lamp

caractéristiques de l'ampoule: culot E27, tension max 220, puissance max 11W, type économie d'énergie standard

charakteristik der Lampe E27 Fassung, max. 220 Volt max. 11 W. Energiesparlampe Typ Standard



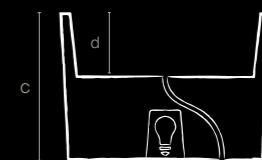
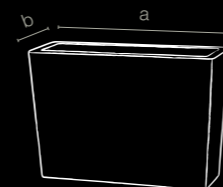
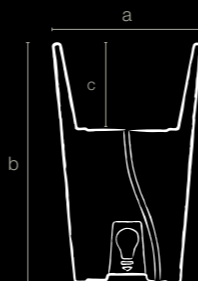
caratteristiche lampada: attacco E27, tensione max 220, potenza max 11 W, tipo risp. energ. standard



lamp characteristics: electrical coupling E27, max voltage 220, max electrical power 11 W, standard energy saving type lamp

caractéristiques de l'ampoule: culot E27, tension max 220, puissance max 11W, type économie d'énergie standard

charakteristik der Lampe E27 Fassung, max. 220 Volt max. 11 W. Energiesparlampe Typ Standard

Fix Ground
Fix Wall
pagina 232



codice senza colore code without colour	Cm	dimensioni dimensions			litri liters	Confezione minima Minimum package	m ³	accessori accessories
13 423 060	033 60	a 45	b 60	c 20	17	1 45x45x60h	0,10	
13 423 100	033 100	a 60	b 100	c 39	48	1 60x60x100h	0,30	

codice senza colore code without colour	Cm	dimensioni dimensions				litri liters	Confezione minima Minimum package	m ³
13 428 050	033 50	a 50	b 36	c 70	d 29	31	1 50x36x70h	0,10
13 428 100	033 100	a 100	b 36	c 70	d 29	70	1 100x36x70h	0,20





Superficie opaca
Matt finished
Surface opaque
Matt-Oberfläche

Superficie opaca
Matt finished
Surface opaque
Matt-Oberfläche

Schio cubo alto outdoor

Schio cono outdoor

caratteristiche lampada: attacco E27, tensione max 220, potenza max 11 W, tipo risp. energ. standard

lamp characteristics: electrical coupling E27, max voltage 220, max electrical power 11 W, standard energy saving type lamp

caractéristiques de l'ampoule: culot E27, tension max 220, puissance max 11W, type économie d'énergie standard

charakteristik der Lampe E27 Fassung, max. 220 Volt max. 11 W. Energiesparlampe Typ Standard

caratteristiche lampada: attacco E27, tensione max 220, potenza max 11 W, tipo risp. energ. standard

lamp characteristics: electrical coupling E27, max voltage 220, max electrical power 11 W, standard energy saving type lamp

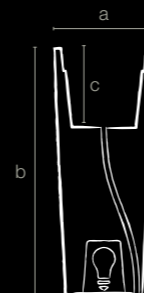
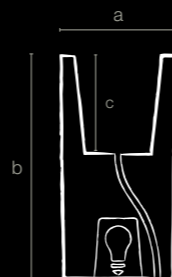
caractéristiques de l'ampoule: culot E27, tension max 220, puissance max 11W, type économie d'énergie standard

charakteristik der Lampe E27 Fassung, max. 220 Volt max. 11 W. Energiesparlampe Typ Standard



codice senza colore code without colour	Cm	dimensioni dimensions			litri liters	Confezione minima Minimum package	m ³	accessori accessories
13 426 080	033 80	a40	b80	c34,5	31	1 40x40x80h	0,10	

Fix Wall
pagina 233



codice senza colore code without colour	Cm	dimensioni dimensions			litri liters	Confezione minima Minimum package	m ³	accessori accessories
13 424 070	033 70	a30	b68	c20	8	1 30x30x68h	0,06	
13 424 090	033 90	a40	b90	c35	26	1 40x40x90h	0,10	
13 424 110	033 110	a45	b110	c35	35	1 45x45x110h	0,20	
13 424 145	033 145	a55	b145	c31	46	1 55x55x145h	0,40	

Fix Ground
pagina 232





Superficie opaca
Matt finished
Surface opaque
Matt-Oberfläche



A-malo luce outdoor



Sistema di aggancio
Coupling system
Système d'accrochage
Aufhäng System

Led

l'anello del vaso a-malo è dotato di una striscia led
the ring of pot a-malo is equipped with LED strip
l'anneau du pot A-malo est équipé de bande de LED
Der Ring vom Topf A-Malo ist mit LED-Streifen zur Beleuchtung ausgestattet



a

codice senza colore code without colour	Cm	dimensioni dimensions	Confezione minima Minimum package
13 452 150 anello luce	043 037 150	a 150	1 150x150x8h 0,18
13 452 220 anello luce	043 037 220	a 220	1 158x158x120h 2,99

Per installazione all'esterno. Certificati CE, classe di isolamento IP55, completi di cavo di alimentazione, presa bipolare, lampada. Non sono dotati di interruttore. Si consiglia che l'installazione all'esterno venga effettuata da personale qualificato. Le versioni outdoor sono dotate di un foro e un tubo per il drenaggio dell'acqua che si potrà accumulare nel contenitore. È fondamentale che il foro e il tubo non vengano ostruiti in modo tale da permettere un sicuro drenaggio. Per questo consigliamo di non mettere mai la pianta o la terra direttamente nel contenitore ma di posizionare sempre un sottovaso e un vaso di contenimento di dimensioni appropriate. Pulire frequentemente il foro e il tubo di drenaggio.

For outdoor installation. Certificates CE, IP55 dielectric strength class, complete with power cord, hole plug, lamp. Not equipped with a switch. It is recommended that the installation is made by qualified personnel. The outdoor version is equipped with a hole and a tube to drain water that might be accumulated in the container. It is important that the hole and the tube will not be obstructed

so as to allow safe drainage. Therefore we recommend to never put the plant or the soil directly in the container but always place a saucer and a pot of appropriate sizes. Never put the soil or plant directly into the container. In this way you risk to obstruct the hole and the drainage tube compromising their operation and safety. Please clean frequently the hole and the drainage tube.

Ne jamais mettre la terre ou la plante directement dans le recipient. De cette manière il peut s'obstruer l'orifice et le tuyau de drainage en compromettant le fonctionnement et la sûreté. Mettre toujours un sous-vase ou un vase de la dimension appropriées à la plante. Nettoyer souvent le trou et le tube de drainage.

fonctionnement et la sûreté. Mettre toujours un sous-vase ou un vase de la dimension appropriées à la plante. Nettoyer souvent le trou et le tube de drainage.

Niemals Erde oder Pflanzen direkt in den Behälter setzen. Sie riskieren, dass Öffnung und Rohr der Drainage verstopfen und somit die Funktion und Sicherheit nicht gewährleistet ist. Benutzen Sie stets Pflanztopfuntersetzer oder Töpfe mit angepasster Größe für Behälter und Pflanze. Reinigen Sie regelmäßig Öffnung und Rohr der Drainage. Sie riskieren, dass Öffnung und Rohr der Drainage verstopfen und somit die Funktion und Sicherheit nicht gewährleistet ist. Reinigen Sie regelmäßig Öffnung und Rohr der Drainage.



Luce led bianca
Led lamp
Ampoule à leds
Lled Lampe



Luce led multicolor con telecomando optional
Multicoloured led lamp with remote control
Ampoule à leds à couleurs changeantes avec télécommande
Lampe led multicolor con telecomando

codice senza colore | Confezione minima
code without colour | Minimum package
10 907 000 | 1

